







Kingfisher Home Learning week commencing 22nd May 2020


Dear everyone, you may have lost track but next week is half term, so this letter looks a little different to normal. I will send the following curriculum letter on the 29th May so that you will have your home learning ready for the upcoming week. Enjoy the weather and have a nice half term break!

	Ideas for home	
Seesaw 	<p>We are not uploading new learning materials each day onto Seesaw this week. However, please feel free to continue uploading work, pictures, photos etc. but teachers will comment on work the following week.</p> <p>On Friday all the adults who work in the school are sending you <u>a very special message</u>. Look out for it on Seesaw. AND Sue Perryman has read us the (very funny) story Fantastic Mr Fox - look out for it on Seesaw.</p>	
R.E.	<p>This coming weekend is a very special one for all those families who will be celebrating Eid: the new moon should be sighted on either Saturday or Sunday and this will mark the end of Ramadan and the fasting which has gone on for the past few weeks. We attach some activities relating to Eid along with this letter. Please try to watch this video which will explain Eid to your children in a really clear way. And</p>	 <p>to all our Muslim families.</p> <p style="text-align: center;">Eid Mubarak</p> <p>https://www.youtube.com/watch?v=6OF4HEGNBRQ</p>
Art Project		<p>HALF TERM CHALLENGE: Here is your zero mess, zero cost art activity. Choose a colour and create your first initial using objects from around the house. Then take a bird's eye photograph of the work and upload it onto Seesaw. Get creative!</p>
Reading	<p>Bug Club is fully operational. Please, keep encouraging and supporting your child reading skills and fluency. This could be just a book they like and have at home.</p> <p>The real books in Brooks Lane will not be available next week.</p>	
Maths	<p>White Rose is continuing to provide lesson videos and resources for maths. Kingfisher will enjoy another week of learning about fractions. Do please login and check these resources out.</p> <p>https://whiterosemaths.com/homelearning/year-1/</p> <p>Summer Term - Week 1- Lesson 4 - Find a half (1).</p> <p>Summer Term - Week 2 - Lesson 1- Find a half (2)</p>	

	We are very happy if you wish to upload copies of worksheets onto Seesaw.
--	---

Ramadan Paper Plate Moon and Star Decoration

You will need: Ribbon
Paper plate
Moon and Star Templates
Pencil
Felt-tip pens or crayons
Scissors
Hole punch
Glue
Optional: Eco-friendly glitter



Instructions

1. Cut out the Moon and Star Templates.
2. Place the moon template along the edge of a paper plate and draw around it.
3. Cut along the pencil line to make the plate into a crescent moon shape.
4. Decorate the moon shape using pens or crayons.
5. Draw around the star template onto the piece of paper plate you have left over, after cutting out the moon shape.
6. Cut out the star shape.
7. Spread some glue over the star shape and sprinkle over some eco-friendly glitter or decorate the star using pens or crayons.
8. Use the hole punch to punch a hole near top of the moon and another hole in the star.
9. Use some ribbon to tie the star to the moon shape.
10. Your decoration is now ready to display during Ramadan.





Eid

b b c m e f g h i i
u m o p o r s t u s
r z o b c s e f g l
k p m h o p q r s a
a x r z a n c u e m
i j k a m m a p e q
u v w x y z m r c c
g h i j k e m e u o
m u s l i m r z d q
s a c c e m y z a a

Burka
Islam
Mecca
Mohammed

Mosque
Muslim
Prayer
Quran





Rameena's Ramadan I Spy and Count to 20



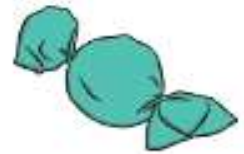
Rameena's Ramadan I Spy and Count to 20

Count the number of each type of Rameena's Ramadan item and write the numeral in the box.

stars




sweets



prayer mats



Eid cards



jars of dates



presents



fireworks



mosques



lanterns



crescent moons

